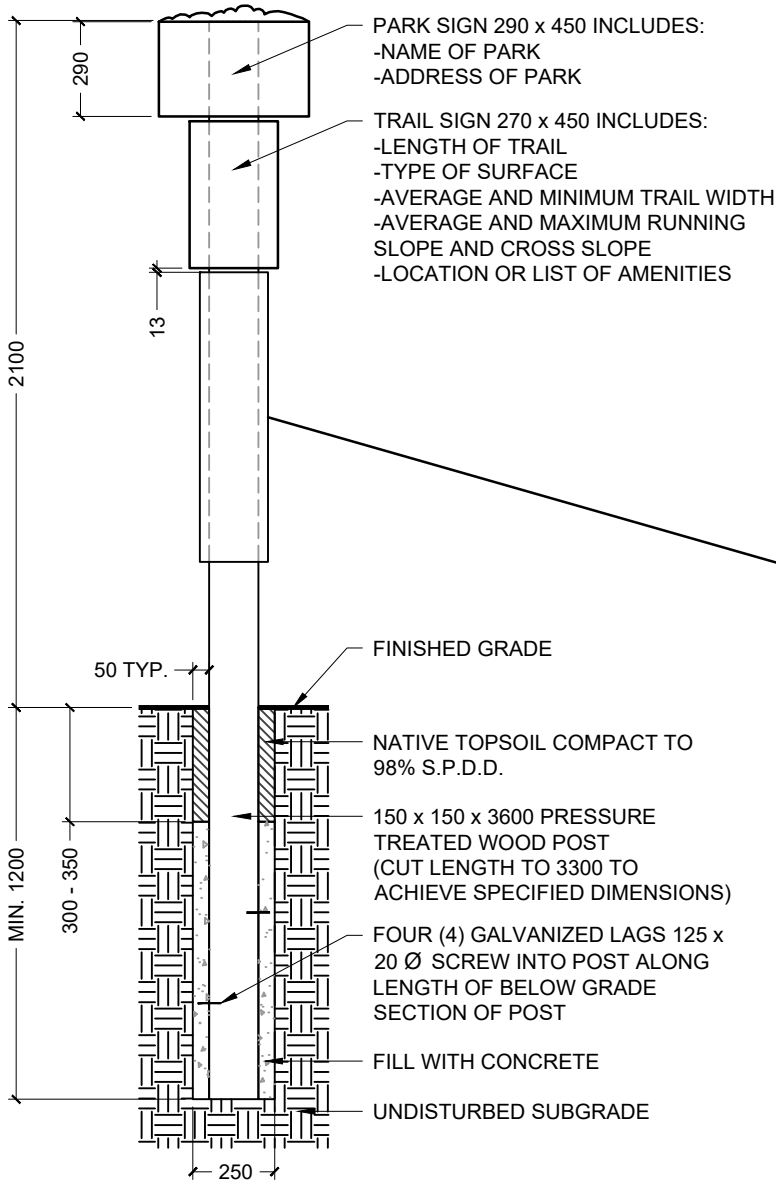


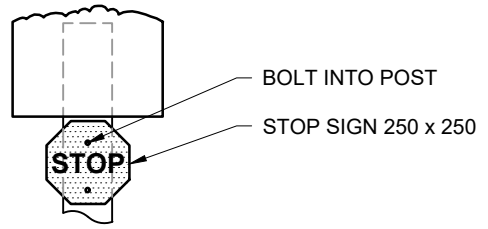
FRONT VIEW



PARK SIGN 290 x 450 INCLUDES:
 -NAME OF PARK
 -ADDRESS OF PARK

TRAIL SIGN 270 x 450 INCLUDES:
 -LENGTH OF TRAIL
 -TYPE OF SURFACE
 -AVERAGE AND MINIMUM TRAIL WIDTH
 -AVERAGE AND MAXIMUM RUNNING SLOPE AND CROSS SLOPE
 -LOCATION OR LIST OF AMENITIES

BACK VIEW

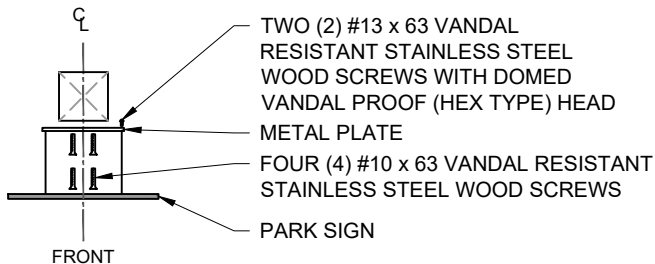


PARK REGULATION SIGN:
 -SINGLE-SIDED ALUMINUM SIGN: 610 x 140
 -BOLT HOLES: 16 x 10 (x3)
 -3M REFLECTIVE VINYL FACE WITH FULL COLOUR DIGITAL PRINT
 -LAMINATE: GRAFFITI RESISTANT

NOTES:

1. ALL REGULATORY SIGNAGE IS TO BE POSTED WITH 6 x 63 STAINLESS STEEL VANDAL PROOF BOLTS
2. REGULATORY SIGNAGE IS AVAILABLE FOR PURCHASE THROUGH THE CITY OF WATERLOO STOCK ROOM. PHONE 519-747-8752 TO ORDER.
3. USE PLYWOOD TEMPLATE FOR EXACT LINEUP OF BOLT HOLES.
4. ALL HARDWOOD TO BE VANDAL RESISTANT, STAINLESS STEEL AND APPROVED BY THE CITY OF WATERLOO.
5. EXCAVATE A 250 Ø PIT TO ACCOMMODATE POST AND BACKFILL MATERIAL. TREAT ALL PRESSURE TREATED POST CUTS WITH WOOD PRESERVATIVE.

TOP VIEW



TWO (2) #13 x 63 VANDAL RESISTANT STAINLESS STEEL WOOD SCREWS WITH DOMED VANDAL PROOF (HEX TYPE) HEAD

METAL PLATE

FOUR (4) #10 x 63 VANDAL RESISTANT STAINLESS STEEL WOOD SCREWS

PARK SIGN

ALL DIMENSIONS ARE IN MILLIMETERS UNLESS OTHERWISE SHOWN.

STANDARD DRAWING

REV 1

MAY 2023

PERMANENT SIGNAGE DETAIL



CW-602