



Capital Budget Presentation 2020-2029

Corporate Services Department

Capital Budget Deliberations – Feb 3, 2020

Presented by : Keshwer Patel





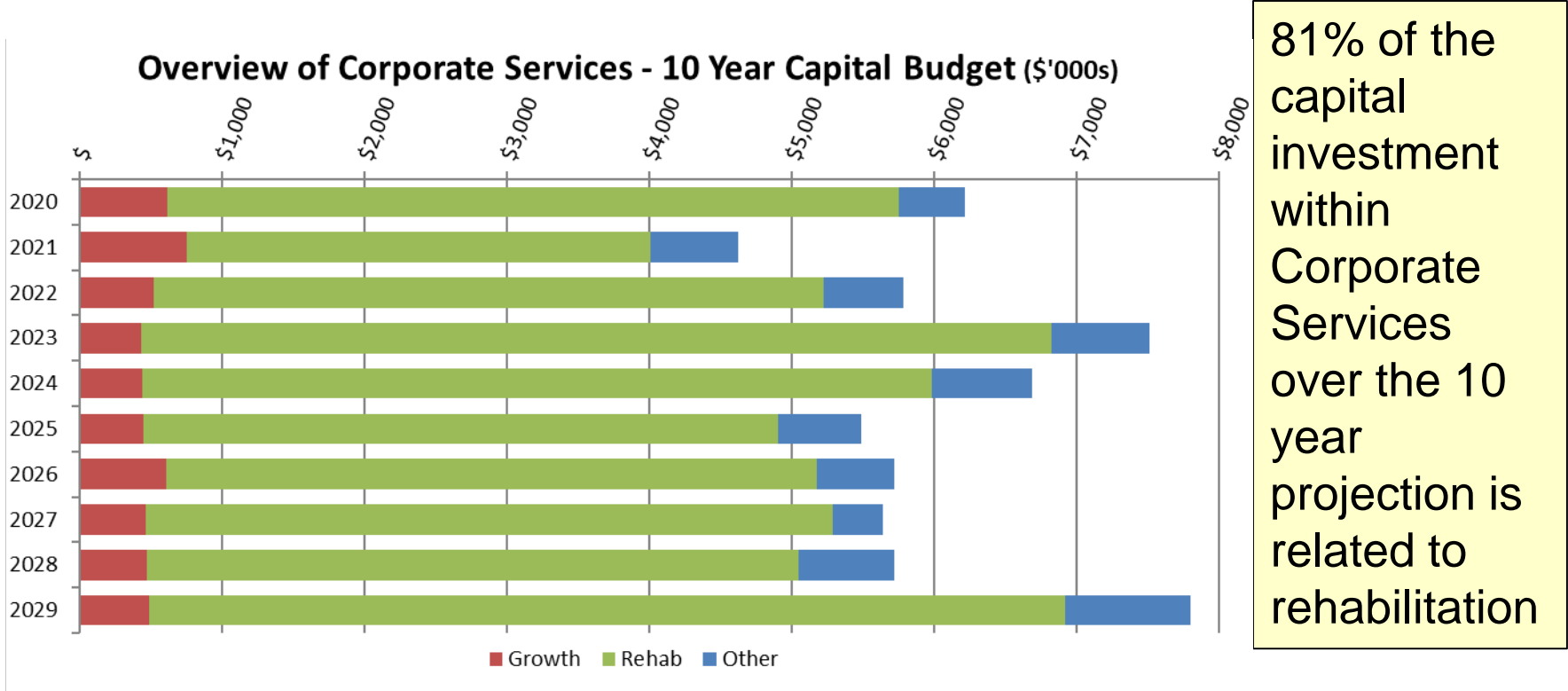
Overview of Corporate Services Department Capital Budget

	2020	2021	2022	2023 - 2029	Total
Equipment Replacement	\$ 1,838,000	\$ 527,000	\$ 1,501,000	\$ 8,191,000	\$ 12,057,000
Fleet Management	\$ 3,792,000	\$ 3,480,000	\$ 3,292,000	\$ 31,309,000	\$ 41,874,000
Infrastructure Management	\$ 120,000	\$ -	\$ -	\$ -	\$ 120,000
Productivity Enhancement	\$ -	\$ 103,000	\$ -	\$ 1,563,000	\$ 1,665,000
Studies	\$ 51,000	\$ -	\$ 164,000	\$ 172,000	\$ 388,000
Technology Refresh / Upgrades	\$ 384,000	\$ 479,000	\$ 793,000	\$ 3,267,000	\$ 4,923,000
Traffic Management	\$ 35,000	\$ 35,000	\$ 35,000	\$ 70,000	\$ 175,000
Corporate Services Total	\$ 6,220,000	\$ 4,623,000	\$ 5,785,000	\$ 44,572,000	\$ 61,201,000

Over 10 years, the capital investment planned is \$61M for the Corporate Services department. For 2020-2022, the planned expenditures are \$17M.



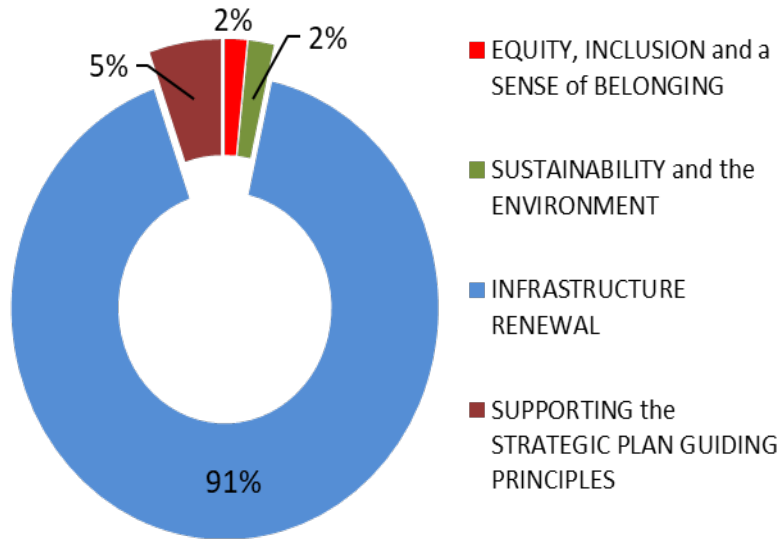
Capital Investment 2020-2029 (Growth vs Rehab)



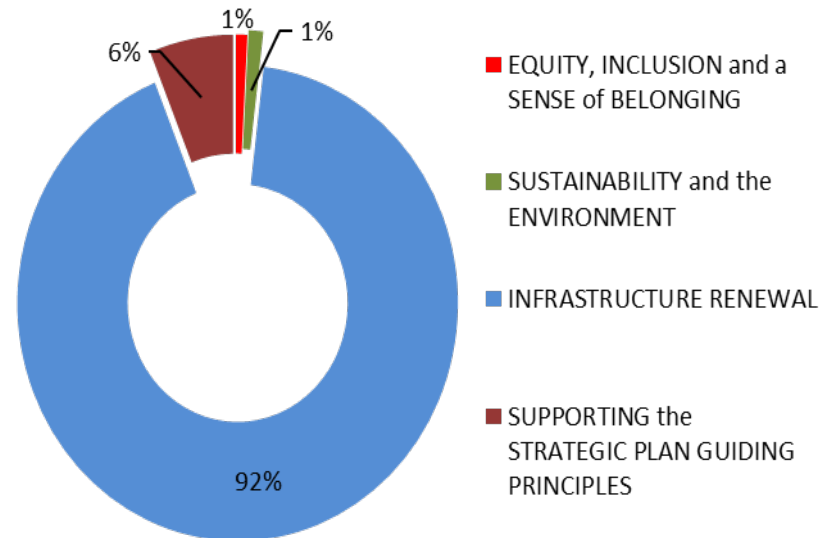


Capital Investment by Strategic Pillars

2020-2022 Capital Budget by Strategic Pillar



10 Year Capital Budget by Strategic Pillar





Capital Projects – by Reporting Criteria

Council Reporting Criteria	Dept	2020	2021	2022	2023 - 2029	10 Year Total
<input type="checkbox"/> Routine	CORP	2,957	1,880	2,315	12,549	19,701
<input type="checkbox"/> Non-Routine	CORP	3,263	2,744	3,470	32,023	41,500
Grand Total		6,220	4,623	5,785	44,572	61,201

For 2020-2022, the Corporate Services department is seeking approval of \$7.2M as routine projects. A further \$12.5M has been identified over the 2023-2029 forecast.



Questions?



BUDGET 2020-22